

THE BUNDLE

Guided Phonics + Beyond

DIGITAL DRILLS

UNIT 1: ALPHABET

Guided Phonics + Beyond
DIGITAL DRILLS



©Tara West Little Minds at Work

UNIT 2: CVC WORDS

Guided Phonics + Beyond
DIGITAL DRILLS



©Tara West Little Minds at Work

UNIT 3: DIGRAPHS AND BEGINNING BLEND WORDS

Guided Phonics + Beyond
DIGITAL DRILLS



©Tara West Little Minds at Work

UNIT 4: CVCE WORDS

Guided Phonics + Beyond
DIGITAL DRILLS



©Tara West Little Minds at Work

UNIT 5: ENDING BLENDS + R-CONTROL WORDS

Guided Phonics + Beyond
DIGITAL DRILLS



©Tara West Little Minds at Work

UNIT 6: VOWEL TEAMS AND DIPHTHONGS

Guided Phonics + Beyond
DIGITAL DRILLS



©Tara West Little Minds at Work

©Tara West Little Minds at Work



Google Slides Instructions: Click the thumbnails below to add the Google Slides teaching slides to your Google Drive. Slides are used in presentation mode.


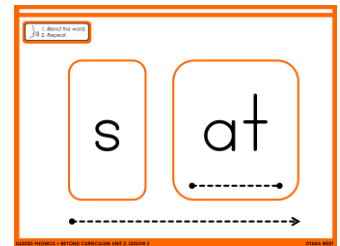

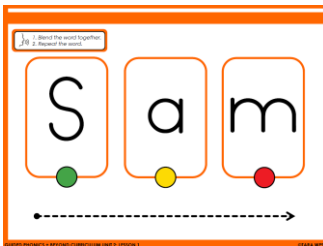


PowerPoint Instructions: Open the Google Slides version. Click file > download < choose PowerPoint from the list of applications.

UNIT 1 GOOGLE SLIDES CLICKABLE LINKS



UNIT 2 GOOGLE SLIDES CLICKABLE LINKS



UNIT 2 GOOGLE SLIDES CLICKABLE LINKS

1. Blend the word.
2. Repeat.

s
ap
sap

SLIDE PREVIEW - BEYOND CURRICULUM UNIT 2, LESSON 1

1. Blend the word.
2. Repeat.

dap

SLIDE PREVIEW - BEYOND CURRICULUM UNIT 2, LESSON 1

1. Blend the word.
2. Repeat.

s a t

s a t

SLIDE PREVIEW - BEYOND CURRICULUM UNIT 2, LESSON 1

1. Blend the word.
2. Repeat.

m a t

m a t

SLIDE PREVIEW - BEYOND CURRICULUM UNIT 2, LESSON 1

1. Blend the word.
2. Repeat.

cat

m

SLIDE PREVIEW - BEYOND CURRICULUM UNIT 2, LESSON 1

1. Blend the word.
2. Repeat.

s p t d f

m a

SLIDE PREVIEW - BEYOND CURRICULUM UNIT 2, LESSON 1

1. Blend the word.
2. Repeat.

k c i

SLIDE PREVIEW - BEYOND CURRICULUM UNIT 2, LESSON 1

UNIT 3 GOOGLE SLIDES CLICKABLE LINKS

1. Blend the word together.
2. Repeat the word.

sh e d

shed

CEARA 3651

1. Blend the word together.
2. Repeat.

sh e d

shed

CEARA 3651

1. Identify the word.
2. Repeat.

fish

CEARA 3651

1. Blend the word.
2. Repeat.

sh ed

shed

CEARA 3651

1. Blend the word.
2. Repeat.

shop

CEARA 3651

1. Choose the sentence.
2. Repeat.

Beth had a wish.

CEARA 3651

1. Blend the word.
2. Repeat.

them

CEARA 3651

1. Blend the word.
2. Repeat.

shop s

CEARA 3651

1. Blend the word.
2. Repeat.

f ish
fish

CEARA 3651

1. Blend the word.
2. Repeat.

fosh

CEARA 3651

1. Blend the word.
2. Repeat.

kitten

CEARA 3651

1. Blend the word.
2. Repeat.

ch i
ch i p
chip

CEARA 3651

1. Identify the word.
2. Repeat.

ship

CEARA 3651

1. Blend the word.
2. Repeat.

sh n e th
u t d

CEARA 3651

1. Blend the word.
2. Repeat.

sh th
ed

CEARA 3651

UNIT 4 GOOGLE SLIDES CLICKABLE LINKS

1. Blend the word together.
2. Repeat the word.

t a p e

tape

SLIDE 1001

1. Blend the word together.
2. Repeat the word.

t a p e

tape

SLIDE 1002

1. Identify the word.
2. Repeat the word.

ape

SLIDE 1003

1. Blend the word.
2. Repeat the word.

c ape

SLIDE 1004

1. Blend the word.
2. Repeat the word.

gate

SLIDE 1005

1. Decode the sentence.
2. Repeat.

The cape is big.

SLIDE 1006

1. Blend the word.
2. Repeat the word.

made

SLIDE 1007

1. Blend the word.
2. Repeat the word.

rake s

SLIDE 1008

1. Blend the word.
2. Repeat the word.

tape

SLIDE 1009

1. Blend the word.
2. Repeat the word.

clake

SLIDE 1010

1. Blend the word.
2. Repeat the word.

cupcake

SLIDE 1011

1. Blend the word.
2. Repeat the word.

m o l e

SLIDE 1012

1. Identify the word.
2. Repeat the word.

cake

m

SLIDE 1013

1. Blend the word.
2. Repeat the word.

c a n s
t _ e m k

SLIDE 1014


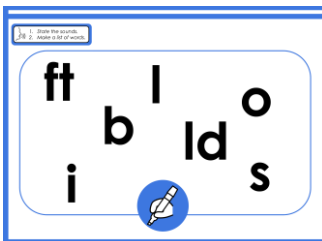
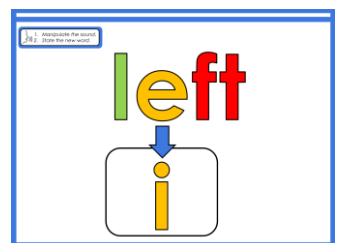
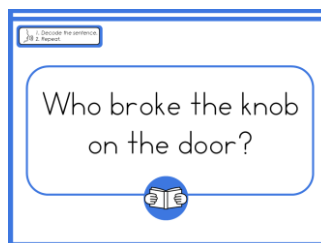
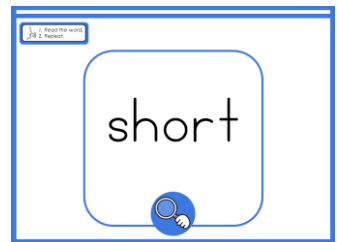
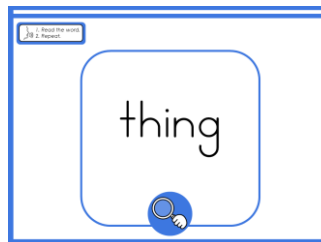
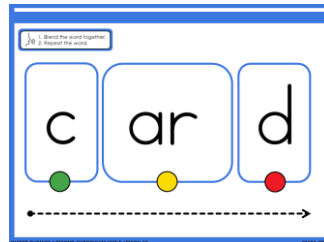

1. Identify the word.
2. Repeat the word.

i a

c _ ke


SLIDE 1015

UNIT 5 GOOGLE SLIDES CLICKABLE LINKS



UNIT 6 GOOGLE SLIDES CLICKABLE LINKS

1. Listen to the sound.
2. Repeat.



1. Listen to the sound.
2. Repeat.

1. Listen to the sound.
2. Repeat.

1. Listen to the sound.
2. Repeat.

1. Listen to the sound.
2. Repeat.

1. Listen to the sound.
2. Repeat.

very

1. Listen to the sound.
2. Repeat.

1. Listen to the sound.
2. Repeat.

beach

1. Listen to the sound.
2. Repeat.

1. Listen to the sound.
2. Repeat.

zaw

1. Listen to the sound.
2. Repeat.

1. Listen to the sound.
2. Repeat.

cowboy

1. Listen to the sound.
2. Repeat.

1. Listen to the sound.
2. Repeat.

I like to ride in my green jeep.

1. Listen to the sound.
2. Repeat.

1. Listen to the sound.
2. Repeat.

ray

1. Listen to the sound.
2. Repeat.

1. Listen to the sound.
2. Repeat.

b ai p d
m ay l




1. Listen to the sound.
2. Repeat.

1. Listen to the sound.
2. Repeat.

ea ee
j _ p

1. Listen to the sound.
2. Repeat.

UNIT 7 GOOGLE SLIDES CLICKABLE LINKS



***Watch a tech tips video for
navigating and editing these
digital drills HERE!***